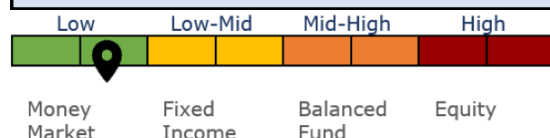


31 January 2024		Money Market Fund	
Effective Date	25 Juni 2015	Fund Manager	PT Henan Putihrai Asset Management is a full-fledged Fund Management Firm with deep comprehension and extensive experience in Indonesian capital market. Our humble start began in 1990 through the establishment of Henan Putihrai Sekuritas as one of IDX founding members of IDX. Our strategy and core competence have allowed us to consistently grow and survive the turbulence of economic cycle.
Effective Number	S-286/D.04/2015	Fund Objective	To provide attractive investment return while providing ample liquidity in fulfilling cash requirements
Launch Date	12 August 2015	Investment Policy	Money Market 100%
Currency	IDR	Portfolio Composite	Fixed Income - MM 59% Time Deposit 37% Cash & Equivalent 4%
NAV/Unit (Rp)	1,536.9476	Investment Product Benefits	Professional management Transparency Long term capital growth Asset diversification Ease of subscription/redemption
AUM (Rp bln)	567.725	Top Holdings (Alphabetical)	1 TD - BANK ALADIN SYARIAH 5.3% 2 TD - BANK J-TRUST 7.0% 3 TD - Bank MAYAPADA 5.1% 4 TD - Bank NEO COMMERCE 6.2% 5 TD - Bank NOBU 6.5% 6 TD - Bank Sahabat Sampoerna 7.0% 7 BMTR04ACN1 6.7% 8 IATA01ACN1 5.3% 9 MDKA04ACN3 5.3% 10 PPLN03BCN3 5.5%
Minimum Subs (Rp)	50,000	Sectoral	1 Banking - TD 37.9% 2 Basic Materials 10.2% 3 Financial 10.2% 4 Industrial 22.2% 5 Others 16.9%
Current Unit NAV	369,384,889.8967		
Periodic Update	Daily		
Subscription Fee	0%		
Redemption Fee	0%		
Switching Fee	0%		
Management Fee	≤2%		
Custodian Fee	≤0.25%		
Risks	Market Risk Redemption Risk Liquidation Risk Liquidity Risk		
Custodian Bank	Bank Rakyat Indonesia		
Bank ISIN Code	IDA0001024B9		
Subs. Account No.	020601005811305 BRI KCK Sudirman		

Risk Classification

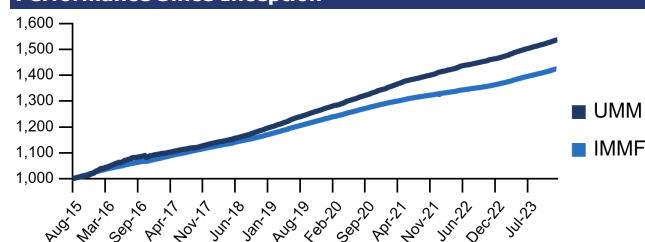


Notes: This product invests in time deposit and fixed income securities with maturity less than 1 year that has low volatility

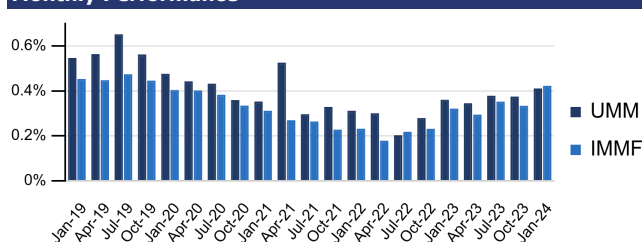
Fund Performance

	1M	3M	6M	YTD	1Y	3Y	5Y	Inception
HPAM ULTIMA MONEY MARKET	0.41%	1.18%	2.26%	0.41%	4.61%	14.12%	28.21%	53.69%
Infovesta Money Market Fund Index	0.42%	1.14%	2.14%	0.42%	4.17%	10.48%	21.52%	42.49%
Best Monthly Return	1.11%	29-Jan-2016						
Worst Monthly Return	-0.28%	30-Nov-2016						

Performance Since Inception



Monthly Performance



Access for Investor

Prospectus https://hpam.co.id	Fund Ownership https://akses.ksei.co.id/	Instagram @hpam.id
---	---	---

Custodian Bank Profile

PT Bank Rakyat Indonesia (Persero) Tbk is one of the oldest bank in Indonesia, established in 1895 and is the biggest bank in micro lending in Indonesia. Bank Rakyat BRI received the license as custodian bank based on Bapepam-LK no KEP-91/PM/1996

Disclaimer

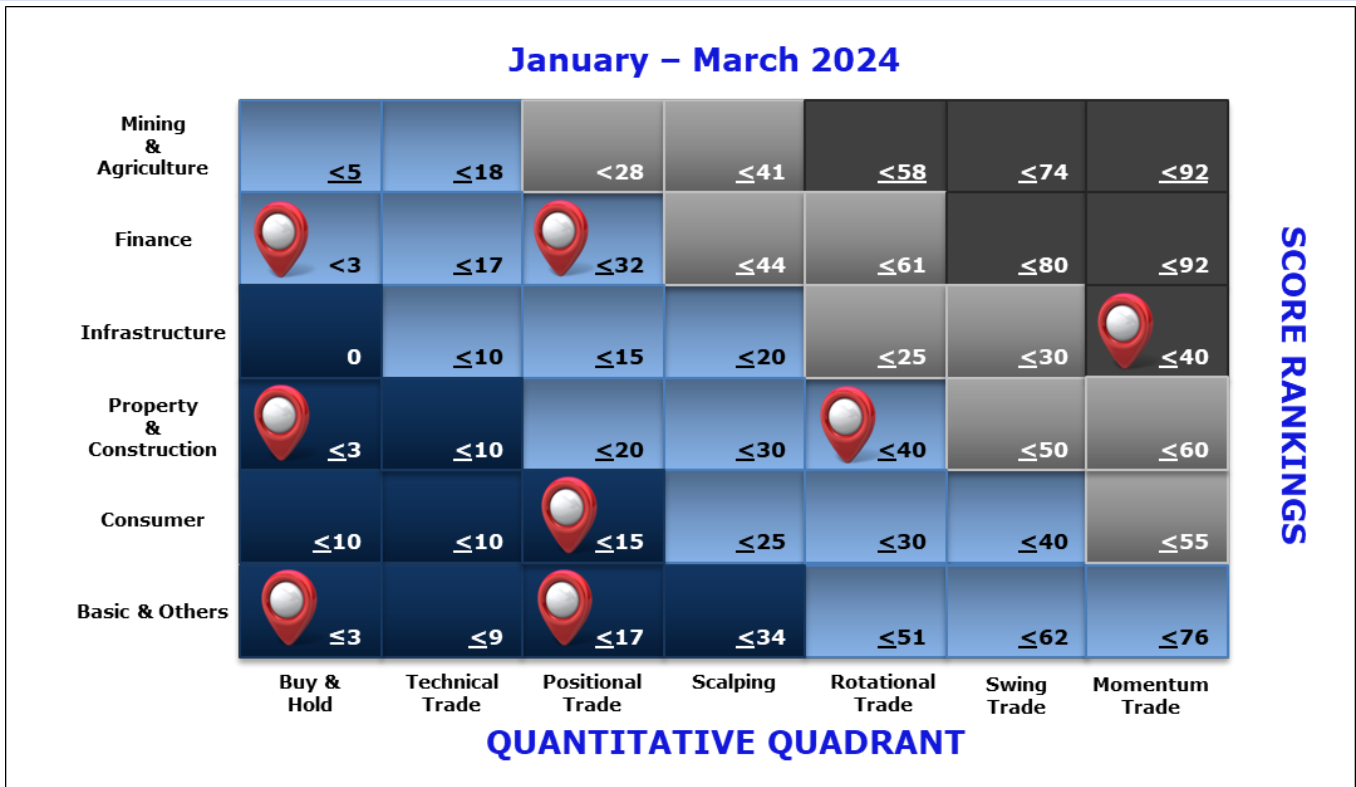
Before investing you should carefully consider the Fund's investment objectives, risks, charges and expenses. This fund may also allocate a portion of the portfolio to high risk assets which have high risk and return profile. This and other information are available through request for prospectus or at our company's website. The fund is subject to market risks (volatility) and may not be appropriate for short term investments. Holdings and Sector weightings are subject to constant changes without notice as deemed fit by the investment management team. This document is for sophisticated investor only and not intended for individual private investor. Performance data quoted represent past performance and is no guarantee of future results. Investment returns and principal values may fluctuate so that an investor's shares, when redeemed, may be worth more or less than their original cost. Current performance may be lower or higher than that shown. All return assume reinvestment of all dividend and capital gain distributions. Index performance is shown for illustrative purpose only. Conventional Non-bank institutions are prohibited from investing directly in index.

31 January 2024 **Money Market Fund**

Intrinsic Assessment Value

No	Variables	Ranks				Intrinsic	≤10%	≤30%	≤60%	≤90%
		1	2	3	4					
1	GCG Scoring			3	4	Ownership & Management				
2	Product Strength	1		3	4	Barriers to Entry				
3	5 Year CAGRs	1			4	Growth vs. Industry				
4	ROE & ROIC	1		3	4	Ratios vs. Industry				
5	Yield Curve		2	3	4	Equal & Above the Curve				
6	Solvency		2	3	4	Debt Service Ratio				
7	Capital Structure	1		3	4	Equity vs. Debt Financing				
8	Banking BUKU	1		3	4	Min. Bank BUKU 2				
9	Net Foreign Flow	1	2	3		Foreign vs. Domestic Investors				
10	Investment Grade		2	3	4	BBB+ to AAA				
11	Relative Bond Price Performance	1	2		4	IDMA movement				
12	Market Liquidity		2	3	4	VWAP & MOSB				
13	Yield to Maturity		2	3	4	Above Fair Yield				
14	Interest Payment Cycle	1		3	4	Monthly & Quarterly & Semi Annual				
15	Settlement Date Target	1	2		4	Good Fund				

Value @ Risk Matrix



PT. Henan Putihrai Asset Management
 Sahid Sudirman Center Lantai 46
 Jln. Jenderal Sudirman No.86, Jakarta Pusat 10220
 (021) 39716699
<https://hpam.co.id>